




Financial Indices

	Data for the Period of		
N S&P/TSX 60 Index	641.90	↓	08/18/09
N DJIA	9217.94	↓	08/18/09
N LIBOR (Overnight)	0.2350%	↓	08/18/09
N LIBOR (1 Year)	1.3900%	↓	08/18/09
N Bank of Canada Rate	0.50%	●	08/18/09
N Benchmark Bond Yield: 5Y	2.53%	↓	08/18/09
N Benchmark Bond Yield: 10Y	3.42%	↓	08/18/09
N CAD / USD	\$0.9076	↓	08/18/09
N CAD / EURO	€0.6414	↓	08/18/09
N CAD / CNY	¥6.1920	↓	08/18/09
N CAD / JPY	¥85.8369	↓	08/18/09

Sources: Bank of Canada, erate, and Bloomberg

Legend

-  Upward movement since previous period of measurement (Bi-weekly movement for indices measured daily)
-  Downward movement since previous period of measurement (Bi-weekly movement for indices measured daily)
-  No change since previous period of measurement (Bi-weekly movement for indices measured daily)
- N** New data as of the current release of the DTZ Barnicke Index

Economic Indices

	Data for the Period of		
GDP (Trillion)	\$1.18	↓	May/09
N Total CPI (2002 = 100)	114.7	↓	July/09
N Inflation	-0.9%	↓	July/09
N Unemployment Rate	8.6%	●	July/09
N Participation Rate	67.2%	↓	July/09
N Good Producing Sector ('000)	3,675.2	↓	July/09
N Service Producing Sector ('000)	13,105.1	↓	July/09
PMI	48.9%	↑	July/09
Retail Sales (Billion)	\$34.0	↑	May/09

Sources: Statistics Canada and ISM

Real Estate Indices

	Data for the Period of		
N S&P/TSX Capped Real Estate Index	139.85	↑	08/18/09
N S&P/TSX Capped REIT Index	98.27	↑	08/18/09
N NHPI (1997 = 100)	153.2	↓	June/09
N House Only	160.5	↓	June/09
N Land Only	137.9	↓	June/09
Investment in Non-Residential Construction	\$10.6b	↓	Q2/09

Sources: Statistics Canada and Bloomberg

Definitions

CAD / USD [Daily]: Value of the Canadian dollar in US dollars

CAD / EURO [Daily]: Value of the Canadian dollar in European Union euros

CAD / CNY [Daily]: Value of the Canadian dollar in Chinese yuan

CAD / JPY [Daily]: Value of the Canadian dollar in Japanese yen

CPI [Monthly]: A measure that examines the weighted average of prices of a basket of consumer goods and services, such as transportation, food, and medical care.

DJIA [Daily]: Dow Jones Industrial Average is a price-weighted average of 30 significant stocks traded on the New York Stock Exchange and the Nasdaq.

Govt. of Canada Benchmark Bond Yield: 5 / 10 Year [Daily]: Actual mid-market closing yields of selected Canada bond issues that mature approximately in 5 / 10 years.

Inflation [Monthly]: The rate at which the level of prices for a basket of consumer goods and services is rising. Calculated by taking the percentage change of the CPI over a one year period.

Investment in Non-Residential Construction [Quarterly]: A quarterly series that measures investment into commercial, industrial, and institutional construction.

LIBOR [Daily]: Interest rate set by the London Interbank Offered Rate (LIBOR), which is derived from an average of the world's most credit worthy banks' interbank deposit rates.

NHPI [Monthly]: The New Housing Price Index is a monthly series that measure changes over time in the contractors' selling prices of new residential houses, where detailed specifications pertaining to each house remain the same between two consecutive periods.

Participation Rate [Monthly]: Percentage of the population aged 15 years and over that are participating in the labour market, either employed or looking for employment.

PMI [Monthly]: Purchase Managers' Index is an indicator of the economic health of the manufacturing sector. A PMI of more than 50 compared to the previous month represents expansion, under 50 represents a contraction.

Retail Sales [Monthly]: A monthly series that measures retail sales in eight sectors.

S&P/TSX 60 Index [Daily]: The market capitalization weighted with weights adjusted based on the securities of 60 issuers balanced across ten economic sectors.

S&P/TSX Capped Real Estate Index [Daily]: The market capitalization weighted with weights adjusted based on the securities of 15 issuers in the Real Estate sector. No individual constituent can represent more than 25% of the index.

S&P/TSX Capped REIT Index [Daily]: The market capitalization weighted with the weights adjusted based on the securities of 12 real estate investment trust (REIT). No individual constituent can represent more than 25% of the index.

Unemployment Rate [Monthly]: Percentage of the labour force (population aged 15 and over) that actively seeks work but is unable to find work at a given time. Persons who are actively seeking work are not counted as part of the labour force.

Contact

Jeff Cheong, MBA | LEED AP
Senior Research Analyst
Tel: (416) 863 1215
Email: jeff.cheong@dtzbarnicke.com

DTZ Barnicke Limited
2500 - 401 Bay Street
Toronto Ontario, Canada, M5H 2Y4

www.dtzbarnicke.com